

FALL 2020

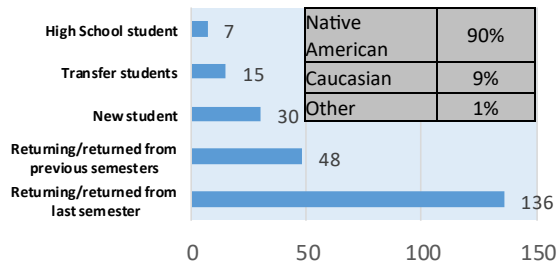


STUDENT PROFILE

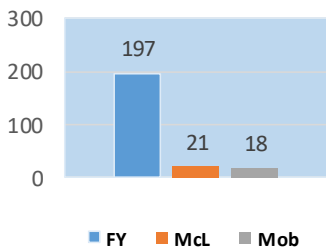
RETENTION 57.6%
FALL TO FALL
PERSISTENCE 68.1%
FALL TO SPRING

BUILD YOUR
BRIGHTER

Fall 2020 Enrollment



Enrollment by Site

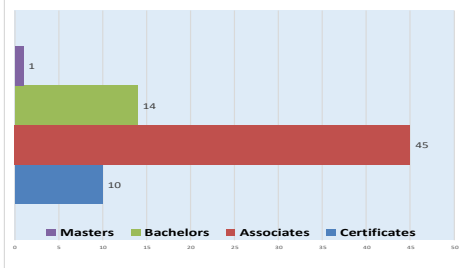


Female	68%
Male	32%

Single	85%
Average Age	30

Full-time (12 credits and above)	184
Part-time (6 to 11 credits)	23
Less Part-time (less than 6 credits)	29

2019-2020 Graduates



Degree Program	Number of Enrollees
Certificate Building Trades	4
Certificate CDL	6
Certificate Electrical	3
Associate of Applied Science Lay Advocate/Paralegal	1
Associate of Arts/Science Business Administration	24
Associate of Arts General Studies	37
Associate of Arts Native American Studies	9
Associate of Arts General Studies Nursing Transfer	1
Associate of Arts Pre-Engineering	3
Associate of Science Criminal Justice	6
Associate of Science/Applied Science Early Childhood Education	7
Associate of Science Environmental Science	9
Associate of Science Human Service Technician	12
Associate of Science Information Technology	10
Associate of Science Lakhotiyapi/Dakhotiyapi	0
Associate of Science Nursing	25
Associate of Science Teacher Education	6
Bachelor of Arts Native American Studies	3
Bachelor of Science Business Administration	9
Bachelor of Science Early Childhood Education	2
Bachelor of Science Elementary Education	3
Bachelor of Science Environmental Science	5
Bachelor of Science General Studies	9
Master of Science Environmental Science	3
Master of Education Curriculum & Instruction	13
Master of Business Administration	12
Non-Degree	7
Non-Degree/High School Student	7
Total	236

55% OF STUDENTS RECEIVE FEDERAL PELL FUNDING &
79% RECEIVE SOME FORM OF FINANCIAL AID