

SPRING 2021



STUDENT PROFILE

RETENTION 57.6%

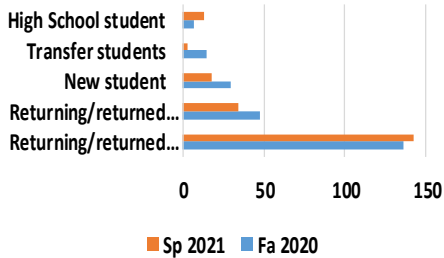
FALL TO FALL

PERSISTENCE 64.8%

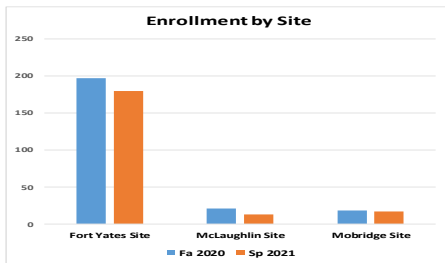
FALL 2020 TO SPRING 2021

BUILD YOUR BRIGHTER FUTURE

Spring 21/Fall 20 Enrollment



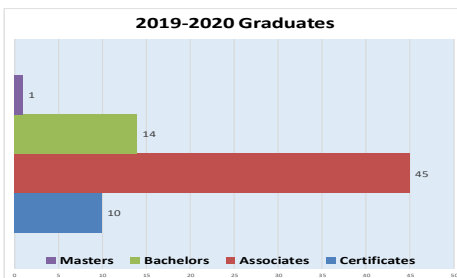
Demographics	Fa 2020	SP 2021
Native American	90.0%	92.0%
Caucasian	9.0%	8.0%
Other	1.0%	0.0%



Female	72%	67%
Male	28%	33%

Single	85%	86%
Average Age	30	31

Full-time (12 credits and above)	183	160
Part-time (6 to 11 credits)	24	27
Less Part-time (less than 6 credits)	29	23



Degree Program	Number of Enrollees	Number of Enrollees
Certificate Building Trades	4	4
Certificate CDL	6	0
Certificate Electrical	4	2
Certificate Framing	0	0
Certificate Heavy Equipment Operations	0	6
Certificate Interior Construction	0	0
Certificate Lakhotiyapi/Dakhotiyapi	0	0
Certificate Welding	0	0
Associate of Applied Science Energy Technology	0	0
Associate of Applied Science Lay Advocate/Paralegal	1	0
Associate of Arts/Science Business Administration	24	13
Associate of Arts General Studies	36	32
Associate of Arts Native American Studies	9	7
Associate of Arts General Studies Nursing Transfer	1	0
Associate of Arts Pre-Engineering	3	2
Associate of Science Criminal Justice	6	13
Associate of Science/Applied Science		
Early Childhood Education	7	6
Associate of Science Environmental Science	9	5
Associate of Science Human Service Technician	12	11
Associate of Science Information Technology	10	6
Associate of Science Lakhotiyapi/Dakhotiyapi	0	0
Associate of Science Nursing	25	25
Associate of Science Teacher Education	6	4
Bachelor of Arts Native American Studies	3	1
Bachelor of Science Business Administration	9	13
Bachelor of Science Early Childhood Education	2	2
Bachelor of Science Elementary Education	3	5
Bachelor of Science Elementary/Special Education	0	0
Bachelor of Science Secondary Science Education	0	0
Bachelor of Science Environmental Science	5	4
Bachelor of Science General Studies	9	4
Bachelor of Science Social Work	0	4
Master of Science Environmental Science	3	2
Master of Education Curriculum & Instruction	13	9
Master of Business Administration	12	11
Graduate Certificate - Indigenous Research Methodology	0	0
Special Education Endorsement	0	0
Non-Degree	7	6
Non-Degree/High School Student	7	13
Total	236	210

55% of Students Receive Federal PELL Funding & 79% Receive some form of Financial Aid